



GLOBE-TRAVELLER

” DESTINATION DOESN'T MATTER

What Makes Our Camper Vans Special?



MODIFIED ROOFS

As a result of additional roof modification a pull-down folding bed has been fitted inside. When down, one can still use the dinette. All Voyager and Pathfinder models with this roof adaptation are 3 meters high. In addition, the clearance distance between floor and the ceiling is 210 cm in the dinette and 195 cm in the rear part of the habitation area.

MODIFIED GARAGE DOORS

Standard doors of the panel van have been replaced with lightweight composite wall, giving additional space inside. Usable floor length has been extended by additional 12 cm. A large lid provides a comfortable access to the garage. For safety, it works with a central locking system. You will find this modification in the Voyager series.

PULL DOWN FOLDING BED

The pull down folding beds are standard equipment in all Pathfinder and Voyager models. What looks like a cabinet at first glance, can be easily converted into relatively large bed (187 x 134 cm).

INTERNAL SLIDING DOORS

Privacy is especially important for families traveling with children. Creating this 'bit of privacy' on relatively small surface is quite a challenge. In all series, models marked with the letter X and the Voyager XS, are equipped with internal sliding door. During the day they remain almost invisible. At night, they close the bedroom separating it from the front of the habitation area.

A 'BIKE' VERSION

A solution appreciated by cycling enthusiasts. A 'bike version' as an option, available in Pathfinder and Explorer Z models, allows to carry two bicycles inside the garage. For easy loading and unloading slide-out rack has been installed.

DOUBLE FLOOR

Super high roof panel vans are a base for Voyager, Pathfinder and Explorer series to get a truly winterised conversions. A double floor under entire habitation area with proper insulation let these RVs to be used all year round.

Unique Interior Design




Voyager Series

A Unique Interior and Compelling Exterior

The Globe-Traveller Voyager vans are suitable for year-round use but offer some unique options. A separate shower in the bathroom of the Z model, interior sliding door for maximum privacy in X and XS models, are just a few to mention.

Specification of Voyager Series

No. of Seats / Berths	4/4 (2+2)
Total Height	300 cm
Garage Lid	Yes
Fully Winterized	Yes



Pathfinder Series

A Practical Motorhome for Families

The Pathfinder models are the recreational vehicles build based on a super high roof versions of the panel vans (H3). Additional roof modification allowed us to fit an extra fold-down upper bed. The Pathfinder Z is also available in a 'bike' version so you can take two bikes inside the garage and two more on the rear rack.

Specification of Pathfinder Series


No. of Seats / Berths	4/4 (2+2)
Total Height	300 cm
Garage Lid	No
Fully Winterized	Yes



Z



XS



X



Explorer Series

A Perfect Camper Van for Two Travelers

Like all Voyager and Pathfinder models, the Globe-Traveller Explorer vans are fully winterised motorhomes. Being 280 cm tall with double floor under entire habitation area still offer 195 cm of internal height. Large cabinets provide a lot of room inside. The Explorer Z is also available in a 'bike' version.

Specification of Explorer Series

No. of Seats / Berths	4/3 (2+1)
Total Height	280 cm
Garage Lid	No
Fully Winterized	Yes




Table with Technical Data

	Voyager Z	Voyager X	Voyager XS	Pathfinder Z	Pathfinder X	Pathfinder XS	Explorer Z	Explorer X	Explorer XS
Total length	636 cm		599 cm	636 cm		599 cm	636 cm		599 cm
Total width	206 cm								
Total height	300 cm						280 cm		
Internal height	210/ 195 cm						195 cm		
Weight in the running order $\pm 5\%$	3060 kg	3030 kg	3060 kg	3030 kg	3030 kg	3030 kg	3000 kg		
Technically permissible weight	3500 / 3820* kg								
Number of seats	4								
Number of berths	2+2						2+1		
Rear bed size	196x75 cm 183x75 cm	205x123 cm	200x123 cm	196x75 cm 190x75 cm	195x123 cm	200x123 cm	196x75 cm 190x75 cm	195x123 cm	200x123 cm
Front bed size	187 x 134 cm						167 x 98 cm		
Fresh water tank	100 l								
Waste water tank	90 l								
Leisure battery	100 Ah Lithium LiFePO4								

*Fiat only

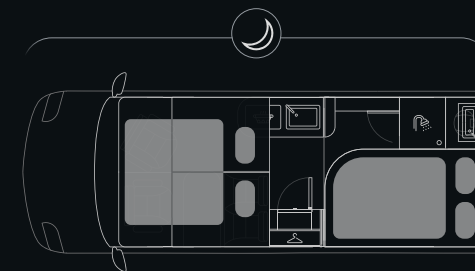
Z Layout



X Layout



XS Layout



Globe-Traveller RV sp. z o.o. sp. j.
ul. Tyniecka 118E
30-376 Kraków, Poland

KRS: 0000880427
REGON: 122515244
PL 6762453329