

GLOBE-TRAVELLER





Introduction

Our story began in 2009. The Globe-Traveller brand was created out of the desire to share freedom, independence, and comfort with others. What makes our camper vans special?

MODIFIED ROOFS

As a result of additional roof modification, a pull-down folding bed has been fitted inside. When down, one can still use the dinette. All Voyager and Pathfinder models with this roof adaptation are 2,95 meters high. The clearance distance between floor and the ceiling is 210 cm in the dinette and 195 cm in the rear part of the habitation area.

PULL DOWN FOLDING BED

The pull-down folding beds are standard equipment in all Pathfinder and Voyager models. What looks like a cabinet at first glance, can be easily converted into relatively large bed (187 x 134 cm), and you can still use the dinette area when the bed is down. Additionally, it folds and unfolds effortlessly.

MODIFIED GARAGE DOORS

Standard doors of the panel van have been replaced with lightweight composite wall, giving additional space inside. Usable floor length has been extended by additional 12 cm. You will find this modification in the Voyager series.

DOUBLE FLOOR

Super high roof panel vans are a base for Voyager, Pathfinder and Explorer series to get truly winterised conversions. A double floor under entire habitation area with proper insulation let these camper vans to be used all year round. The space between the floors is 16 cm high. We have placed there not only the gray water tank with a drain valve, but also all the elements of the water system. There are also hoses distributing warm air from the Truma Combi heater.

Today, our camper vans can be seen on the roads all over Europe. Our products evolve, but our vision and mission are not the subjects of any revision. Invariably, our goal is to be a respected manufacturer of motorhomes, always delivering above expectations. The awards we receive confirm that our efforts are being recognized not only by our clients, but also among the industry experts.

Rewards

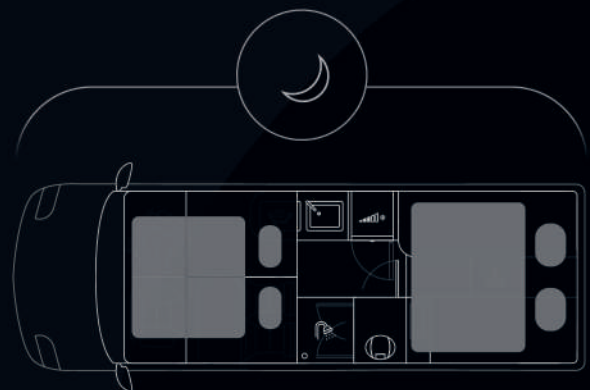



Voyager Z

Voyager Z is packed with Globe-Traveller's exclusive solutions. It is a 636 cm long motorhome for four passengers, with four seats and four beds. Uniquely designed washroom, located in the middle of the van, offers dry and wet zones. A shower cabin is separate from the rest of the bathroom.



L: 636 cm
H: 295 cm



Voyager Z

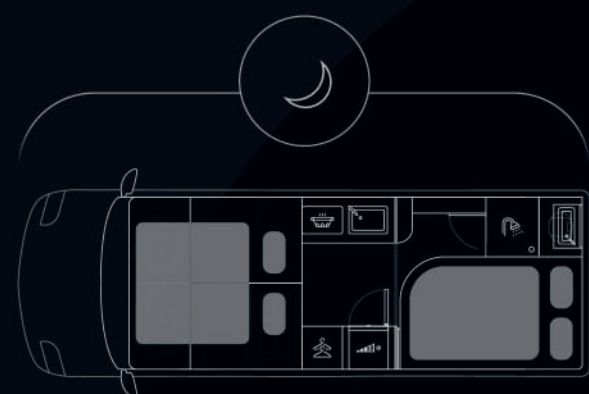



Voyager X

636 cm long Voyager X has been designed for a four-person family. Pull-down folding bed is suitable for two kids or teenagers. It folds and unfolds effortlessly. Placing the bathroom at the rear of the vehicle allows a natural separation of the day area, which can be closed off by a sliding door.



L: 636 cm
H: 295 cm



Voyager X

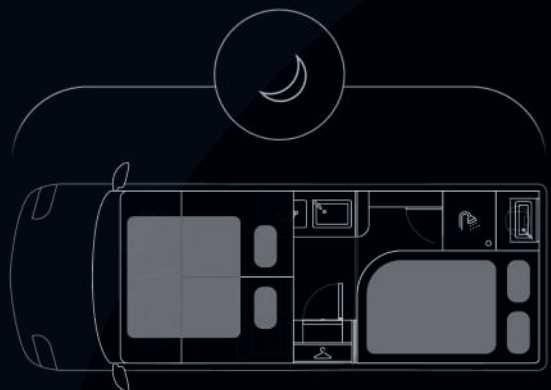


Voyager XS

Just 599 cm long, Voyager XS offers a comfortable living space for up to four people. Placing the bathroom in the rear of the vehicle allows for additional space in the middle. Voyager XS is equipped with an interior sliding door, that at night can be closed to separate the bedroom for maximum privacy.



L: 599 cm
H: 295 cm



Voyager XS

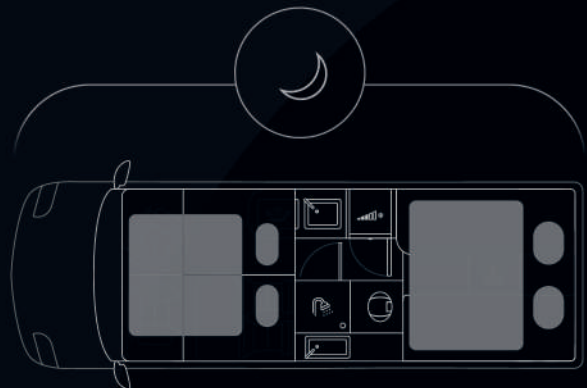



Pathfinder Z

Pathfinder Z is a 636 cm long motorhome for four passengers. An integrated bathroom with shower, toilet and a sink, is placed in the middle of the van. Rear-located two single beds can be easily changed to one large double bed. An additional pull-down folding bed will accommodate two kids or teenagers.



L: 636 cm
H: 295 cm



Pathfinder Z




Pathfinder Z Bike

Pathfinder Z 'bike version' allows to carry two bicycles inside the garage and can accommodate four passengers.



L: 636 cm
H: 295 cm



Pathfinder Z Bike



Pathfinder X

Pathfinder X is 636 cm long and has been designed with four people in mind. X models offer vast amount of storage. Placing the bathroom next to the French bed allows a natural separation between front and back of the van. Main bedroom can be additionally closed off by a sliding door.



L: 636 cm
H: 295 cm



Pathfinder X

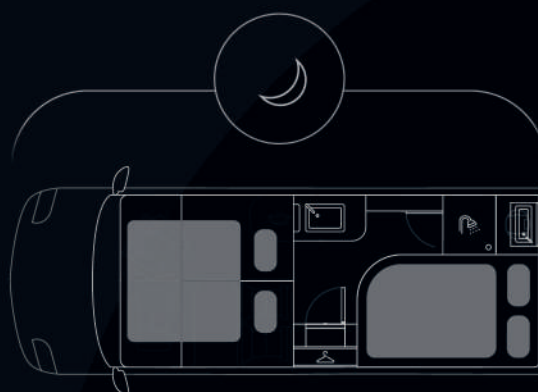



Pathfinder XS

Just 599 cm long, Pathfinder XS is a good example of a family camper van. A large amount of space in the middle and unique bed system makes it perfectly suitable for those who travel with kids. The pull-down folding bed is easy to operate, and you can still use the dinette area when the bed is unfolded.



L: 599 cm
H: 295 cm



Pathfinder XS




Explorer Z

Explorer Z is a 636 cm long with two or maximum three berths. Rear-located two single beds can be easily changed to one king size bed. Optionally Explorer Z can be equipped with additional dinette convertible bed. An integrated bathroom with shower, toilet and a sink is placed in the middle of the van.



L: 636 cm
H: 280 cm



Explorer Z



Explorer Z Bike


Like in Pathfinder Series, a 'bike version' of Explorer Z is available as an option. It is a unique camper van which allows to carry two bicycles inside the garage on a slide-out rack.



L: 636 cm
H: 280 cm



Explorer Z Bike

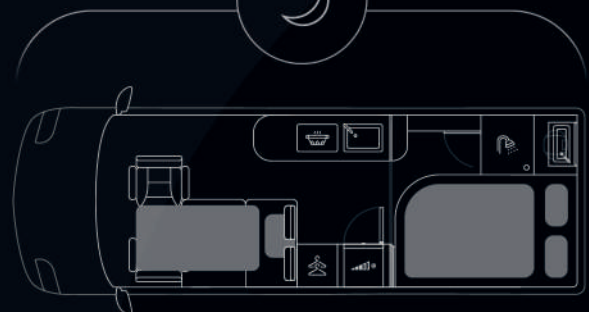


Explorer X

Explorer X is 636 cm long and has been designed with maximum three people in mind. It offers a large open space in the middle of the habitation area and French bed at the back of the vehicle. An optional extra sleeping place is created when the dinette is converted into a single bed.



L: 636 cm
H: 280 cm



Explorer X

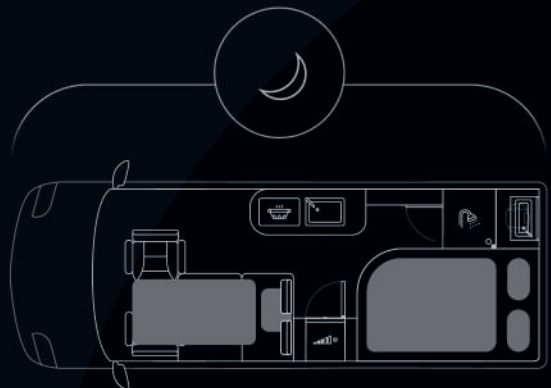


Explorer XS

Explorer XS is only 599 cm long. Unlike other series, the Explorer vans are built without body modification. They can accommodate two or maximum three people when you convert the dinette into an optional extra sleeping place. Inside, the clearance distance is 195 cm for entire habitation area.



L: 599 cm
H: 280 cm



Explorer XS

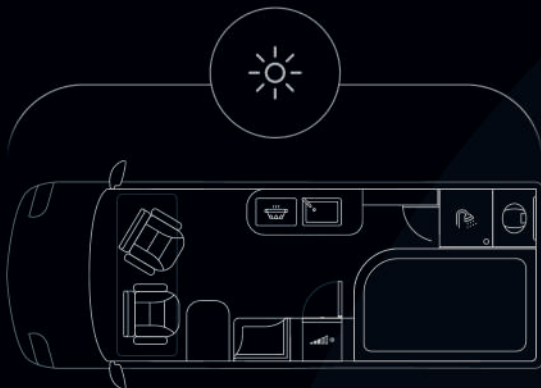


Explorer 2XS

Explorer 2XS is only 599 cm long and 280 cm high. Unique, novel, and innovative. Designed for two people only and to provide maximum interior space, and plenty of storage room. In place of the passenger bench, we have installed a seating place where one of the travelers can eat or work.



L: 599 cm
H: 280 cm




Explorer 2XS




Attention to Details

The way we produce camper vans is not a typical assembly-line. At every step in the process, we consider the uniqueness of each motorhome, and we adjust all details so that the whole is complete, and everything perfectly fits together. This approach gives us the ability to achieve desired accuracy when accomplishing every single task.




Colours

ONYX line



OPAL line



TOPAZ line




Table with Technical Data

	Voyager Z	Voyager X	Voyager XS	Pathfinder Z	PZ Bike	Pathfinder X	Pathfinder XS
Total length	636 cm		599 cm	636 cm		599 cm	
Total width	206 cm						
Total height	295 cm						
Internal height	210/ 195 cm						
Weight in the running order $\pm 5\%$	3060 kg		3030 kg	3060 kg		3030 kg	
Technically permissible weight	3500 / 3820* kg						
Number of seats	4						
Number of berths	2+2						
Rear bed size	196x75 cm 183x75 cm	205x123 cm	200x123 cm	196x75 cm 190x75 cm	196x75 cm 190x75 cm	195x123 cm	200x123 cm
Front bed size	187 x 134 cm						
Fresh water tank	100 l						
Waste water tank	90 l						
Leisure battery	100 Ah Lithium LiFePO4						

*Fiat Only

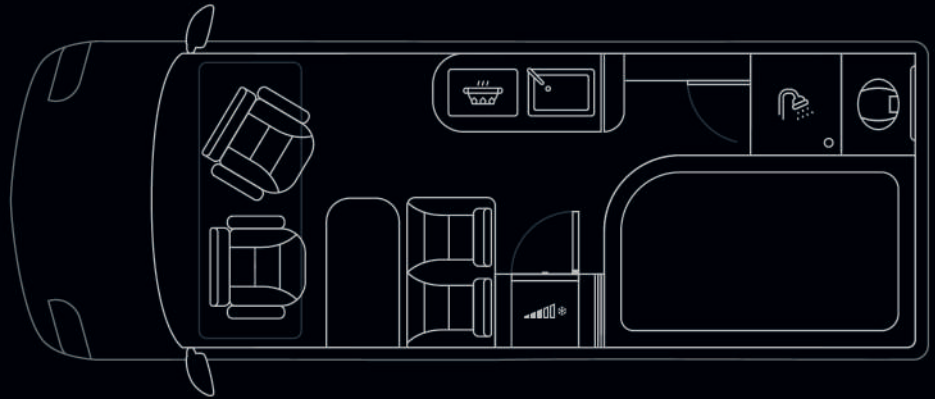
Table with Technical Data

	Explorer Z	EZ Bike	Explorer X	Explorer XS	Explorer 2XS
Total length	636 cm			599 cm	
Total width	206 cm				
Total height	280 cm				
Internal height	195 cm				
Weight in the running order $\pm 5\%$	3030 kg			3000 kg	2950 kg
Technically permissible weight	3500 / 3820* kg				
Number of seats	4				2
Number of berths	2+1				2
Rear bed size	196x75 cm 190x75 cm	196x75 cm 190x75 cm	195x123 cm	200x123 cm	
Front bed size	167 x 98 cm				N/A
Fresh water tank	100 l				85 l
Waste water tank	90 l				
Leisure battery	100 Ah Lithium LiFePO4				

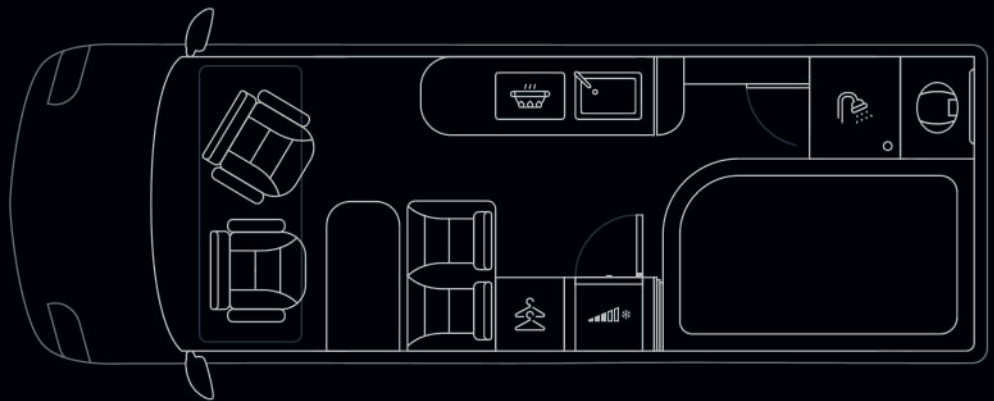
*Fiat Only

Layouts

XS | L: 599 cm | French Bed



X | L: 636 cm | French Bed



Z | L: 636 cm | Large Double Bed or 2 Single Beds



No. of Seats and Berths



Height



Isofix




Fully Winterised



Garage Lid



Standard Doors



www.globe-traveller.eu



www.facebook.com/globetravellereu



www.instagram.com/globetravellereu



www.linkedin.com/company/globe-traveller

